

# SANCOM

**SA-PA090100-P44****9.0-10.0 GHz High Power GaAs-HEMT**

## Features

Frequency Range: 9.0-10.0 GHz

$P_{\text{sat}} : \geq 44 \text{ dBm}$

Power Gain:  $\geq 6 \text{ dB}$

Efficiency:  $\geq 30\%$

$Z_{\text{in}} / Z_{\text{out}} = 50 \Omega$



## Description

Sancom Electric's GaAs-HEMT SA-PA090100-P44 offers high power, high efficiency, ease of matching and greater consistency for high power applications with 10V operation. The SA-PA090100-P44 typically provides 44 dBm of saturated output power and 6 dB of large-signal gain and can be widely used in various RF/microwave systems.

### ABSOLUTE MAXIMUM RATINGS

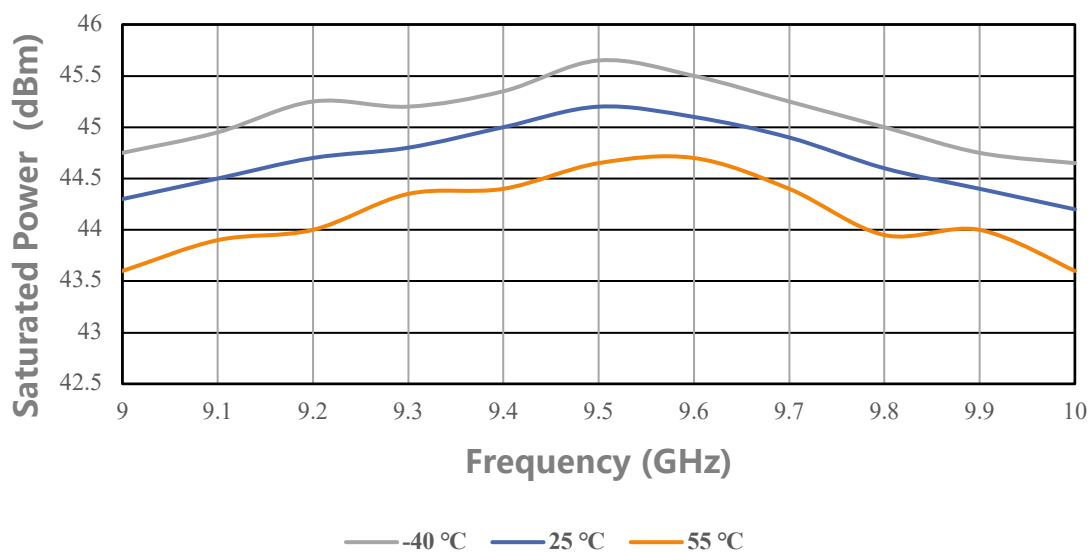
Parameter	Symbol	Condition	Rating	Unit
Drain-Source Voltage	$V_{DS}$	TC=25°C	11	V
Gate-Source Voltage	$V_{GS}$	TC=25°C	-5	V
Storage Temperature	$T_{stg}$	TC=25°C	-65 to 150	°C
Channel Temperature	$T_{ch}$	TC=25°C	150	°C

### ELECTRICAL SPECIFICATIONS

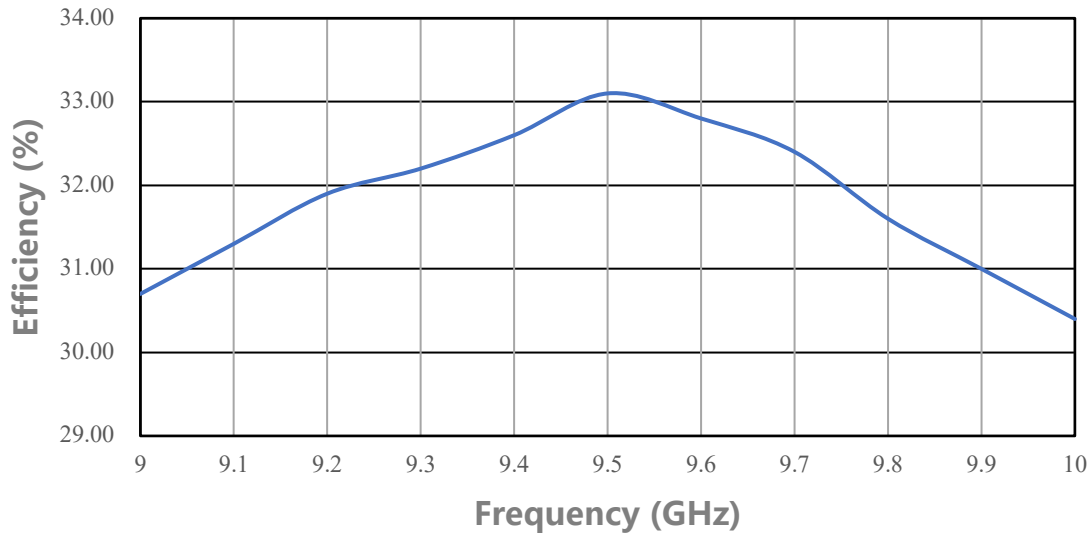
Parameter	Symbol	Condition	Min	Typ	Max	Unit
Drain-Source Current	$I_{DS}$	$V_{DS}$ : 10 V CW (Continuous Wave) $P_{in}$ : 38 dBm Freq: 9.0 ~ 10.0 GHz	-	8.4	-	A
1dB Output	$P_{1dB}$		44	-	-	dBm
Power Gain	$G_p$		6	-	-	dB
Efficiency	$\eta$		30	-	-	%
Flatness	$\Delta G$		-0.8	-	0.8	dB

## Performance Plots

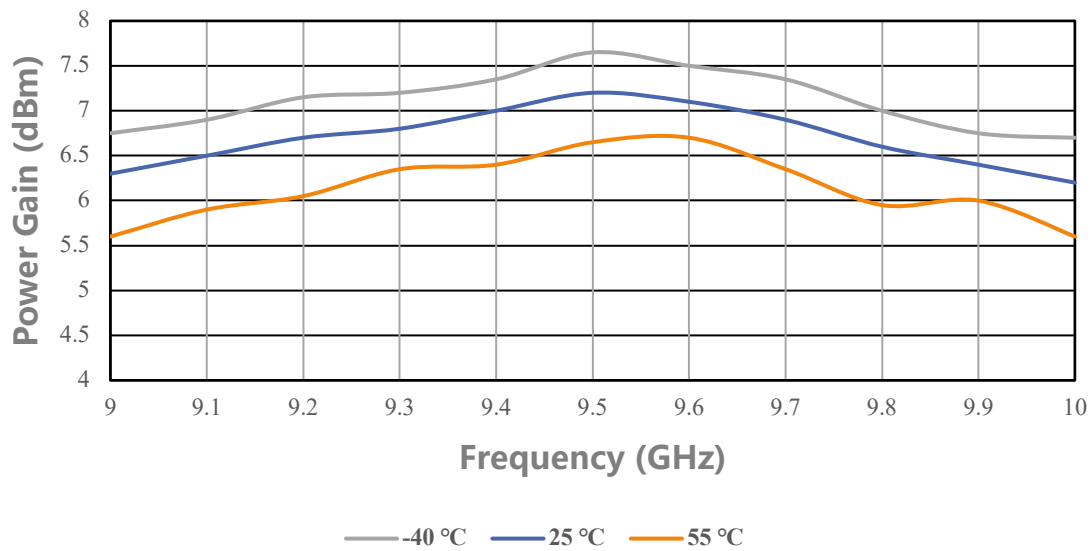
### Saturated Power VS Frequency



### Efficiency VS Frequency



### Power Gain VS Frequency



## Simplified Block Diagram



DUT information	
C1: 1 pF	$R_p$ : 51 $\Omega$
C2: 1000 pF	$R_g$ : 15 $\Omega$
C3: 100 $\mu$ F	$R \approx 3.5$ mm

## ESD Protection

ESD	Class III	2000 V
-----	-----------	--------

## Outline Drawing



Unit: mm

## Attention

- Please keep away from moisture during transportation and storage
- Pay attention to ESD prevention during chip use and assembly. Wear a grounding ESD bracelet.
- When adding electricity, add gate electricity first and then add leakage electricity